

6.5 Internal Quality Assurance System

6.5.2(b) Details of the progression of the students from 1st to 8th semesters branch wise for 2019-23

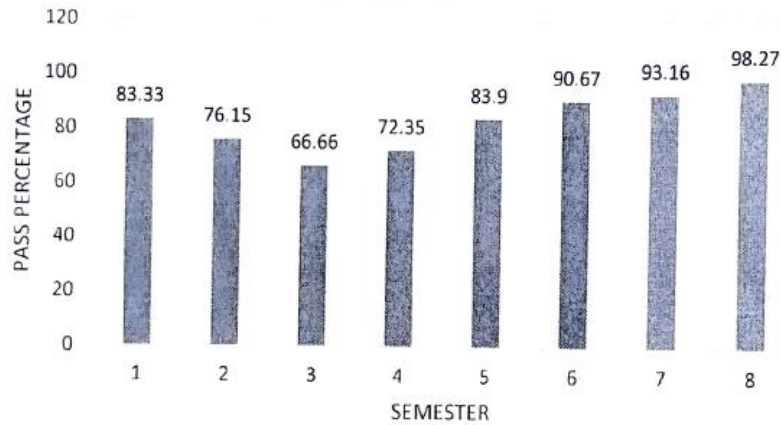
INDEX

S.NO	Details of the progression of the students by department	Page No
1	EEE	2
2	IT	3
3	ME	4
4	CIVIL	5
5	ECE	6
6	CSE	7

Department of Electrical and Electronics Engineering
Student Progression Report
Batch: 2019-2023

Batch : 2019-2023			
SEMESTER	No. of Students Appeared	No. of Students Passed	Pass Percentage
1	108	90	83.33
2	109	83	76.15
3	123	82	66.66
4	123	89	72.35
5	118	99	83.90
6	118	107	90.67
7	117	109	93.16
8	116	114	98.27

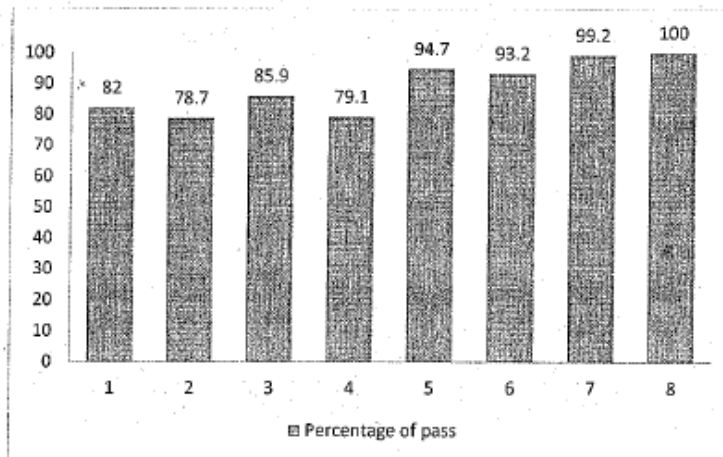
2019-2023 BATCH




HOD-EEE

DEPARTMENT OF INFORMATION TECHNOLOGY
STUDENT PROGRESSION REPORT
BATCH: 2019-2023

Semester	No of students Appeared	No of students Passed	Percentage of pass
1	128	105	82
2	127	100	78.7
3	135	116	85.9
4	134	106	79.1
5	133	126	94.7
6	134	125	93.2
7	132	131	99.2
8	132	132	100



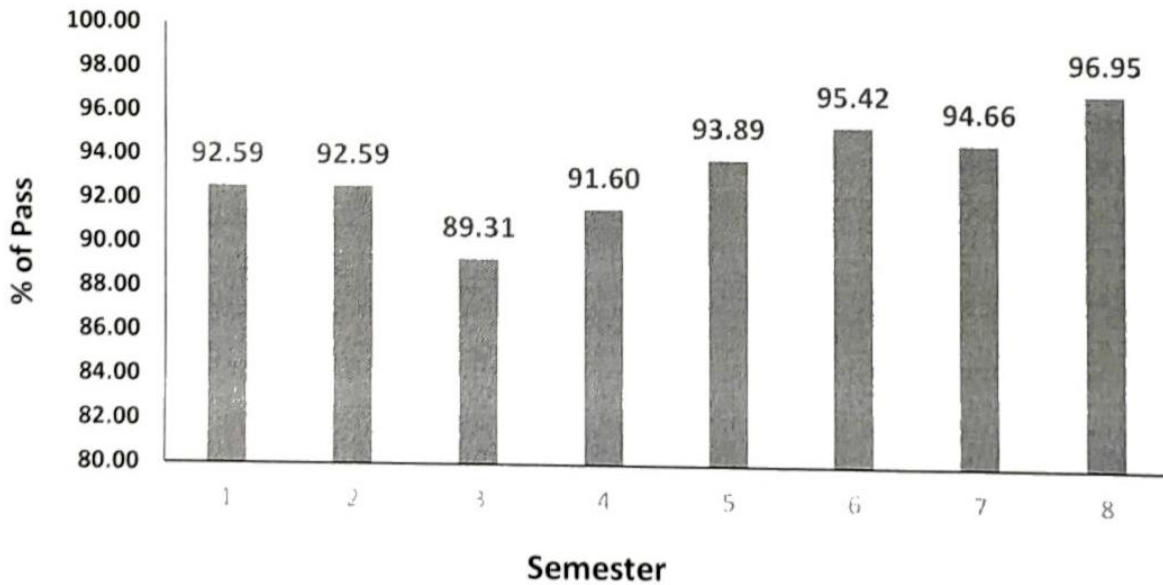
HOD-IT

HEAD
DEPT OF INFORMATION TECHNOLOGY
GMR INSTITUTE OF TECHNOLOGY
RAJAM, 532 127, A.P.

GMR INSTITUTE OF TECHNOLOGY, RAJAM
DEPARTMENT OF MECHANICAL ENGINEERING

Semester	No.of students Appeared	No.of students Passed	Percentage of Pass
1	166	119	71.69
2	166	105	63.25
3	189	132	69.84
4	190	131	68.95
5	185	153	82.70
6	186	147	79.03
7	178	175	98.31
8	178	166	93.26

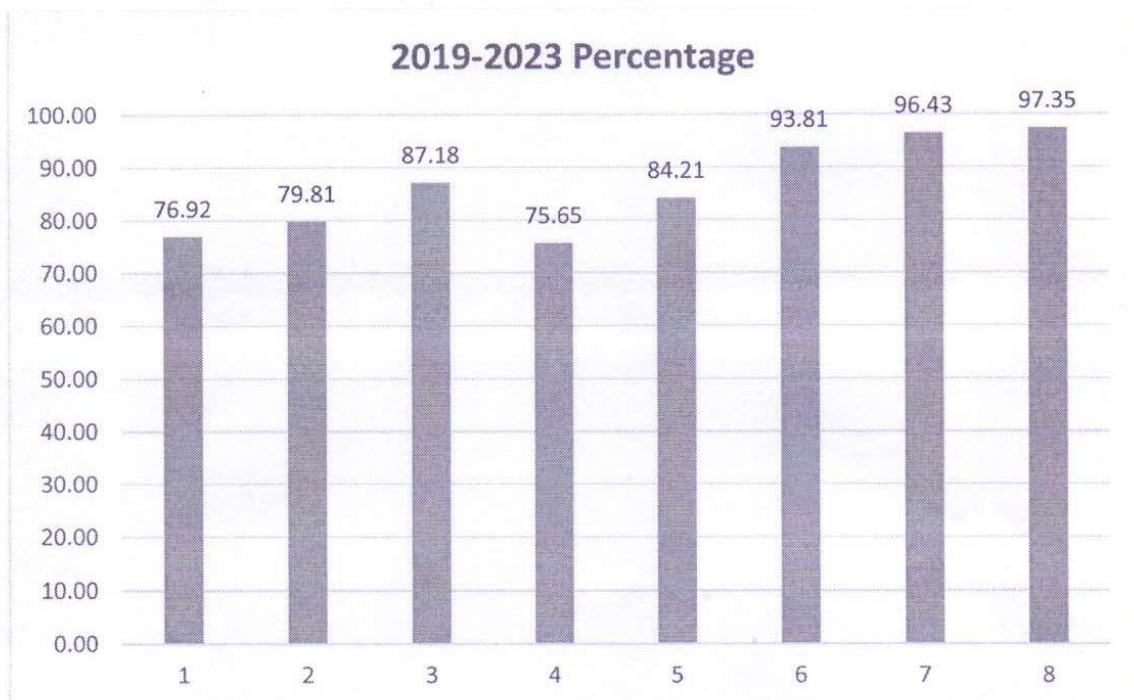
2019-23




Signature of the HoD

DEPARTMENT OF CIVIL ENGINEERING
STUDENT PROGRESSION REPORT
BATCH 2019-2023

2019-2023			
Semester	No.of Students Appeared	No.of Students Passed	Percentage
1	104	80	76.92
2	104	83	79.81
3	117	102	87.18
4	115	87	75.65
5	114	96	84.21
6	113	106	93.81
7	112	108	96.43
8	113	110	97.35




COORDINATOR


HOD-CIVIL

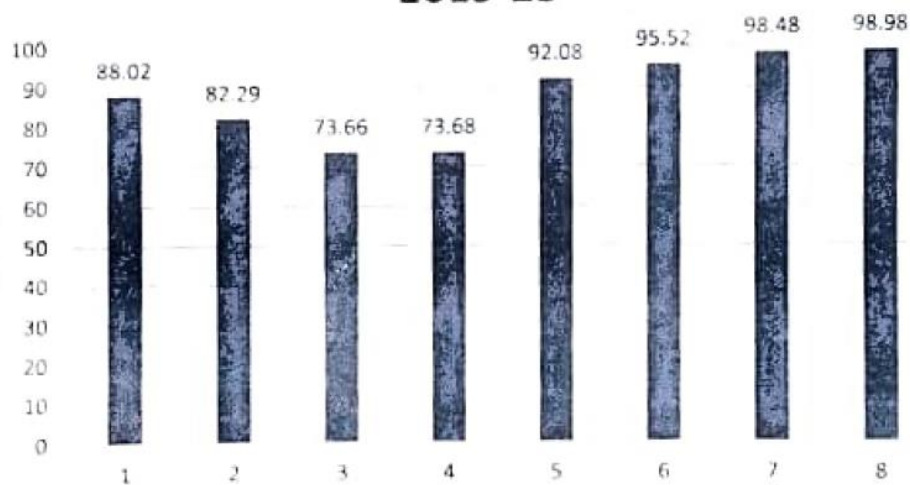
Department of ECE

Details of Progression of Students

AY : 2019-23

Semester No of	Semester No of	Semester No of	Semester No of
1	192	169	88.02
2	192	158	82.29
3	205	151	73.66
4	209	154	73.68
5	202	186	92.08
6	201	192	95.52
7	197	194	98.48
8	196	194	98.98

2019-23




ECE HOD

HEAD

DEPARTMENT OF E. C. E.

GMR INSTITUTE OF TECHNOLOGY

GMR NAGAR, RAJAM - 532 127

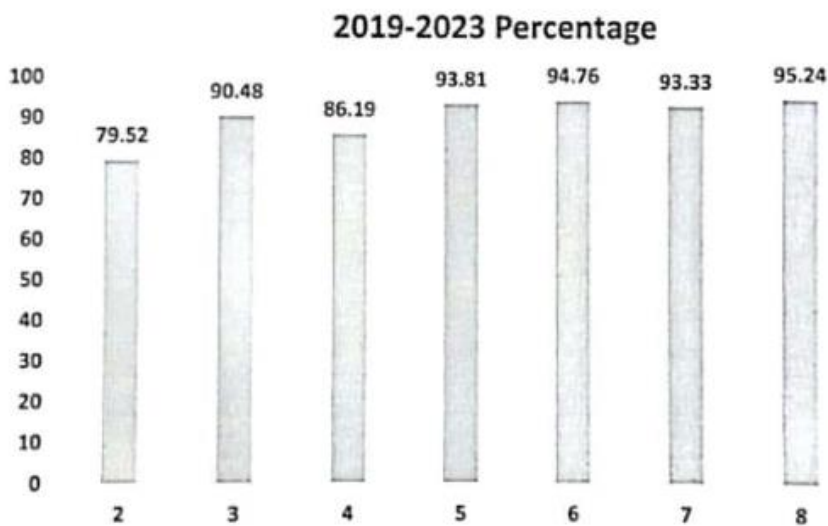
GMR INSTITUTE OF TECHNOLOGY, RAJAM

DEPARTMENT OF COMPUTER SCIENCE AND ENGINEERING

STUDENT PROGRESSION REPORT

BATCH: 2019-2023

2019-2023			
Semester	No. of Students Appeared	No. of Students Passed	Percentage
1	192	178	92.71
2	210	167	79.52
3	210	190	90.48
4	210	181	86.19
5	210	197	93.81
6	210	199	94.76
7	210	196	93.33
8	210	200	95.24




COORDINATOR


HOD-CSE