

Student Satisfaction Survey: 2022-2023

The Students Satisfaction Survey utilized the identical questionnaire recommended by NAAC, maintaining consistent scaling. However, the questions were reorganized into four distinct categories: Teaching & Learning, Evaluation, Mentoring, and the diverse opportunities offered by the institute for learning and personal development. A comprehensive analysis was conducted, and the findings are presented in the following report.

Questionnaire recommended by NAAC :

1. How much of the syllabus was covered in the class? (4 – 85 to 100% 3 – 70 to 84% 2 – 55 to 69% 1– 30 to 54% 0 – Below 30%)
2. How well did the teachers prepare for the classes? (4 –Thoroughly 3 – Satisfactorily 2 – Poorly 1 – Indifferently 0 – Won't teach at all)
3. How well were the teachers able to communicate? (4 – Always effective 3 – Sometimes effective 2 – Just satisfactorily 1–Generally ineffective 0– Very poor communication)
4. The teacher's approach to teaching can best be described as (4–Excellent 3 – Very good 2 – Good 1 – Fair 0– Poor)
5. Fairness of the internal evaluation process by the teachers. (4 –Always fair 3 – Usually fair 2 – Sometimes unfair 1 – Usually unfair 0–Unfair)
6. Was your performance in assignments discussed with you? (4 – Everytime 3 – Usually 2 – Occasionally/Sometimes 1 – Rarely 0–Never)
7. The institute takes active interest in promoting internship, student exchange, field visit opportunities for students. (4 – Regularly 3 – Often 2– Sometimes 1 – Rarely 0– Never)
8. The teaching and mentoring process in your institution facilitates you in cognitive, social and emotional growth.4 – Significantly 3 – Very well2– Moderately 1 – Marginally 0– Not at all
9. The institution provides multiple opportunities to learn and grow.(4 –Strongly agree 3 – Agree 2 – Neutra l1 – Disagree 0– Strongly disagree)
10. Teachers inform you about your expected competencies, course outcomes and programme outcomes. (4 – Every time 3 – Usually 2–Occasionally/Sometimes 1 – Rarely 0– Never)
11. Your mentor does a necessary follow-up with an assigned task to you. (4 – Every time 3 – Usually 2 – Occasionally/Sometimes 1 – Rarely0 – I don't have a mentor)
12. The teachers illustrate the concepts through examples and applications. (4 – Every time 3 – Usually 2 – Occasionally/Sometimes 1–Rarely 0 – Never)
13. The teachers identify your strengths and encourage you with providing right level of challenges. (4 – Fully 3 – Reasonably 2 – Partially1 – Slightly 0– Unable to)
14. Teachers are able to identify your weaknesses and help you to overcome them.(4 – Every time 3 – Usually 2 – Occasionally/Sometimes1 – Rarely 0 – Never)
15. The institution makes effort to engage students in the monitoring, review and continuous quality improvement of the teaching learning process. (4 – Strongly agree 3 – Agree 2 – Neutral 1 – Disagree 0 – Strongly disagree)
16. The institute/ teachers use student centric methods, such as experiential learning, participative learning and problem solving methodologies for enhancing learning experiences.(4 – To a great extent3 – Moderate 2 – Some what1 – Very little 0 – Not at all)
17. Teachers encourage you to participate in extracurricular activities.(4– Strongly agree 3 – Agree 2 – Neutral 1 – Disagree 0 – Strongly disagree)
18. Efforts are made by the institute/ teachers to inculcate soft skills, life skills and employability skills to make you ready for the world of work (.4– To a great extent 3 – Moderate 2 – Some what1 – Very little 0 – Not atall)
19. What percentage of teachers use ICT tools such as LCD projector ,Multimedia, etc. while teaching. (4 – Above 90% 3 – 70 – 89% 2– 50 – 69% 1 – 30 – 49% 0 – Below 29%)

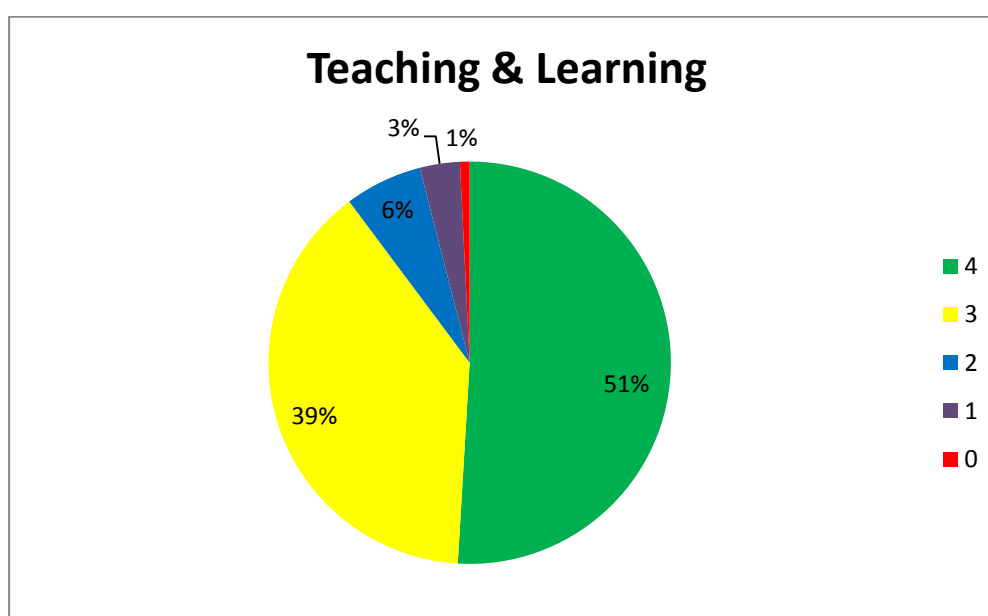
20. The overall quality of teaching-learning process in your institute is very good. (4 -Strongly agree 3 - Agree 2 - Neutral 1 -Disagree 0 - Strongly disagree)

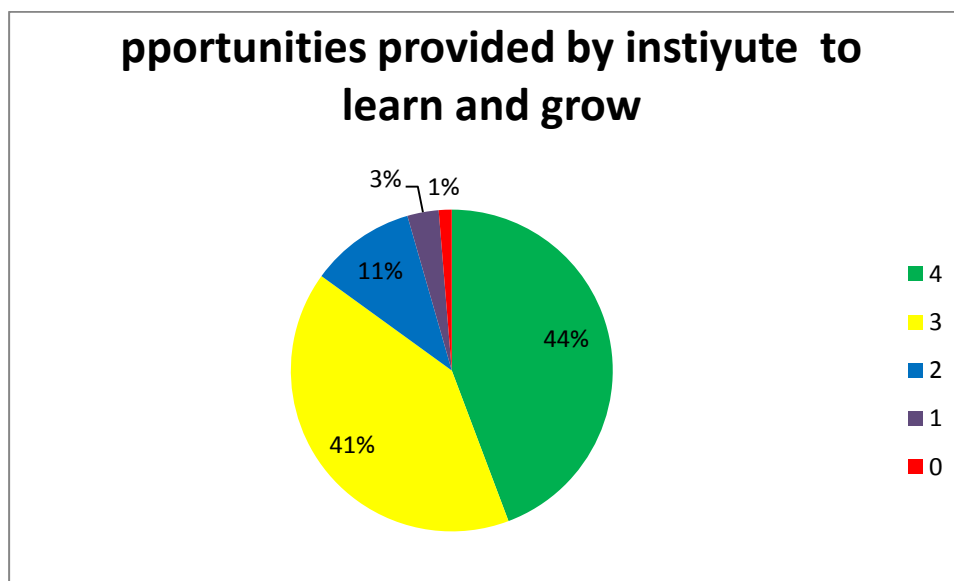
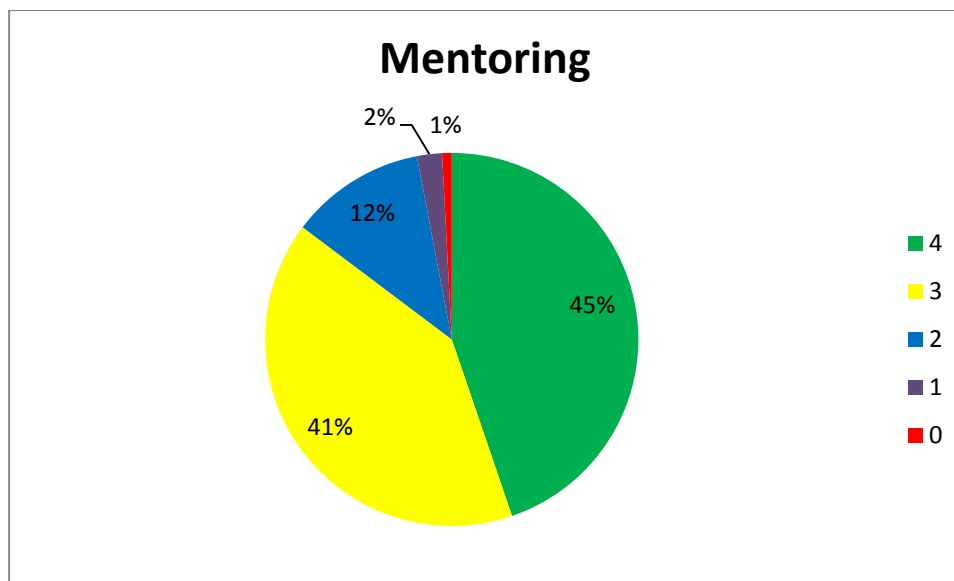
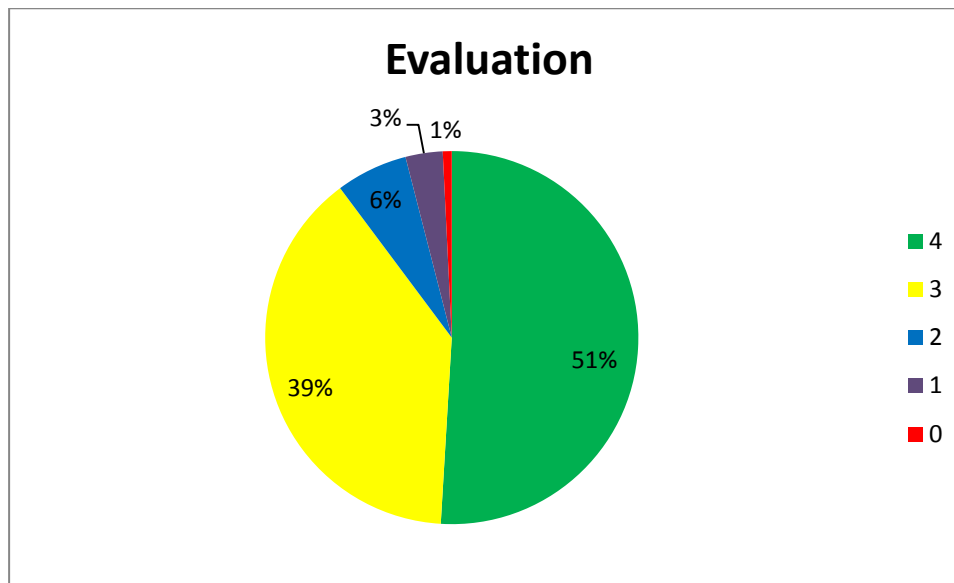
21. Give three observation / suggestions to improve the overall teaching - learning experience in your institution. (Give suggestions or improvements (Kindly restrict your response to teaching learning process only)

Distinct categories aligned with above questionnaire :

Category	Question number	Question
Teaching & Learning	1	How much of the syllabus was covered in the class
	2	How well did the teachers prepare for the classes
	3	How well were the teachers able to communicate
	4	The teacher's approach to teaching can best be described as
	12	The teachers illustrate the concepts through examples and applications.
	16	The institute/ teachers use student centric methods, such as experiential learning, participative learning and problem solving methodologies for enhancing learning experiences
	19	What percentage of teachers use ICT tools such as LCD projector ,Multimedia, etc. while teaching.
20	The overall quality of teaching-learning process in your institute is very good.	
Evaluation	5	Fairness of the internal evaluation process by the teachers.
	6	Was your performance in assignments discussed with you?
Mentoring	8	The teaching and mentoring process in your institution facilitates you in cognitive, social and emotional growth
	9	Your mentor does a necessary follow-up with an assigned task to you.
	14	Teachers are able to identify your weaknesses and help you to overcome them
	15	The institution makes effort to engage students in the monitoring, review and continuous quality improvement of the teaching learning process.
Opportunities provided by institute to learn and grow	7	The institute takes active interest in promoting internship, student exchange, field visit opportunities for students.
	9	The institution provides multiple opportunities to learn and grow.
	10	Teachers inform you about your expected competencies, course outcomes and programme outcomes.
	13	The teachers identify your strengths and encourage you with providing right level of challenges.
	17	Teachers encourage you to participate in extracurricular activities
	18	Efforts are made by the institute/ teachers to inculcate soft skills, life skills and employability skills to make you ready for the world of work

Comprehensive analysis is as follows:





Q: give three observation / suggestions to improve the overall teaching – learning experience in your institution. (Give suggestions or improvements (Kindly restrict your response to teaching learning process only)

- Nothing
- Nothing
- Good
- No
- NA
- No suggestions
- Everything is fine
- N/A
- No comments
- Satisfied
- Nothing to say
- good
- Overall teaching is good
- NOTHING
- All good